

How To Submit An Abstract To An Event

Home | About | Submit


Science | Medicine | Technology | Society | Culture | My Frontiers | Search

frontiers

Journal | Community

Register | LOGIN

NOVEMBER 11, 2011



MAX-PLANCK-GESELLSCHAFT

The Max Planck Society supports open access publishing with Frontiers

Frontiers and the Max Planck Society have signed a funding agreement to support their affiliated authors who submit research papers to all Frontiers journals. All publication charges for research articles submitted by authors affiliated with any Max Planck Institute will be directly and fully funded by the Max Planck Society. See the press release.

MESSAGE BOARD

Frontiers Research Topics
Intensify research collaborations!

Submit now!
High quality, rapid & fair peer-review

FEATURED RESEARCH TOPIC

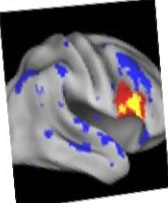
The Neuroscience and Psychophysiology of Experience-Based Decisions

Hosted by: Elad Yechiam and Itzhak Aharon

Submit by: December 01, 2011

FEATURED ARTICLES


FOCUSED REVIEW



Decoding Continuous Variables from Neuroimaging Data: Basic and Clinical Applications

The application of statistical machine learning techniques to neuroimaging data has allowed researchers to decode the cognitive...


ORIGINAL RESEARCH



Generating text from functional brain images

Recent work has shown that it is possible to take brain images acquired during viewing of a scene and reconstruct an approximation of the scene from those images. Here we show that it is also possible...


FOCUSED REVIEW



Estimating the Amount of Information Conveyed by a Population of Neurons

Recent technological advances have made the simultaneous recording of the activity of many neurons common. However, estimating the amount of information...


REVIEW



The Starting Lineup: Key Microbial Players in Intestinal Immunity and Homeostasis

The complexity of microbiota inhabiting the intestine is increasingly apparent. Delicate balance of numerous bacterial species can affect...

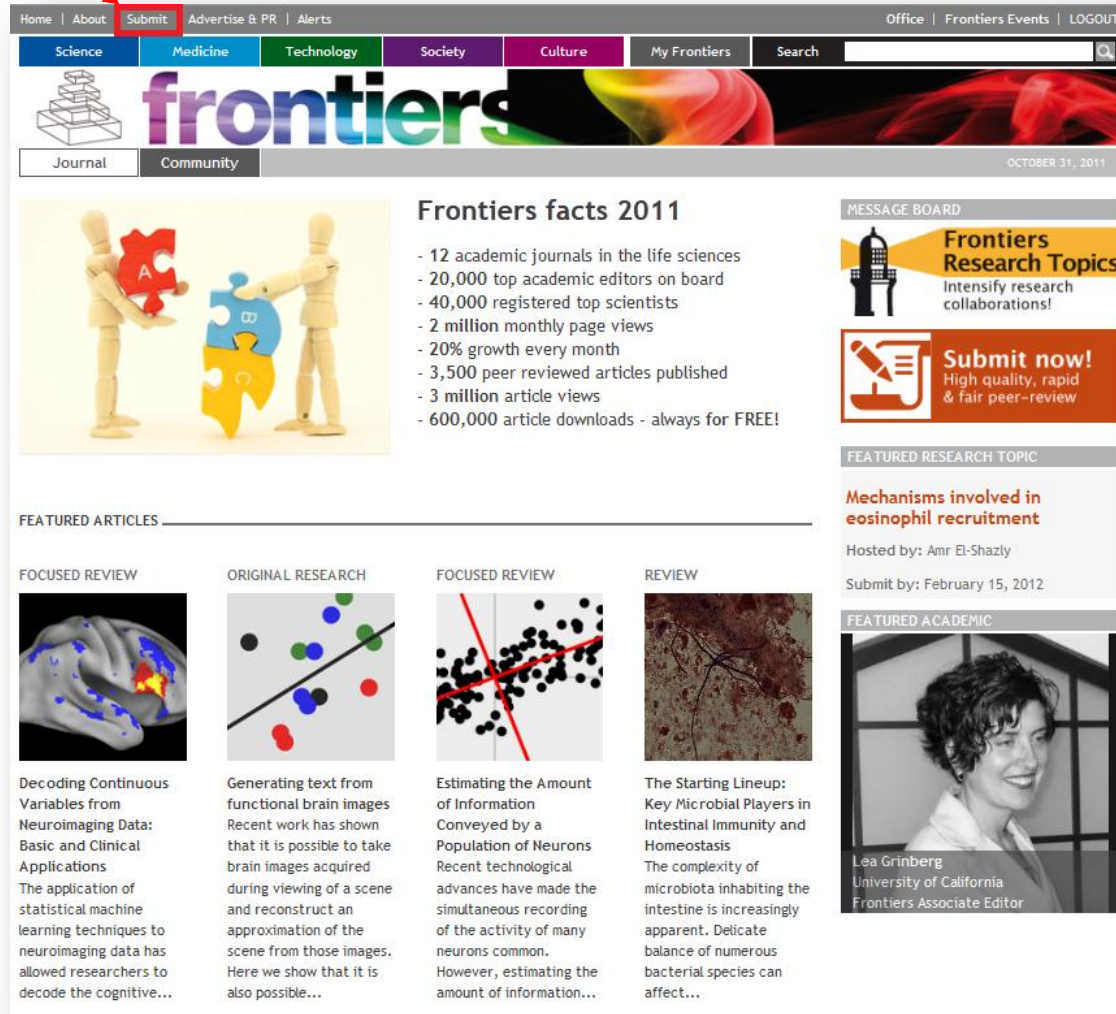
FEATURED ACA DEMIC



Paul Lutzen
The University of Groningen
Frontiers Associate Editor

GETTING STARTED

1. Log in to your Frontiers account.
2. Click on Submit.



Home | About | **Submit** | Advertise & PR | Alerts

Office | Frontiers Events | LOGOUT

Science | Medicine | Technology | Society | Culture | My Frontiers | Search

frontiers

Journal | Community

OCTOBER 31, 2011

Frontiers facts 2011

- 12 academic journals in the life sciences
- 20,000 top academic editors on board
- 40,000 registered top scientists
- 2 million monthly page views
- 20% growth every month
- 3,500 peer reviewed articles published
- 3 million article views
- 600,000 article downloads - always for FREE!

MESSAGE BOARD

Frontiers Research Topics
Intensify research collaborations!

Submit now!
High quality, rapid & fair peer-review

FEATURED RESEARCH TOPIC

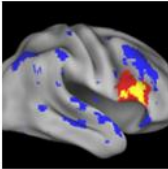
Mechanisms involved in eosinophil recruitment
Hosted by: Amr El-Shazly
Submit by: February 15, 2012

FEATURED ACADEMIC

Lea Grinberg
University of California
Frontiers Associate Editor

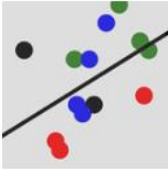
FEATURED ARTICLES

FOCUSED REVIEW




Decoding Continuous Variables from functional brain images: Basic and Clinical Applications
The application of statistical machine learning techniques to neuroimaging data has allowed researchers to decode the cognitive...

ORIGINAL RESEARCH



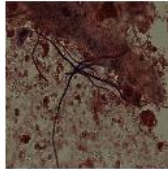
Generating text from functional brain images
Recent work has shown that it is possible to take brain images acquired during viewing of a scene and reconstruct an approximation of the scene from those images. Here we show that it is also possible...

FOCUSED REVIEW



Estimating the Amount of Information Conveyed by a Population of Neurons
Recent technological advances have made the simultaneous recording of the activity of many neurons common. However, estimating the amount of information...

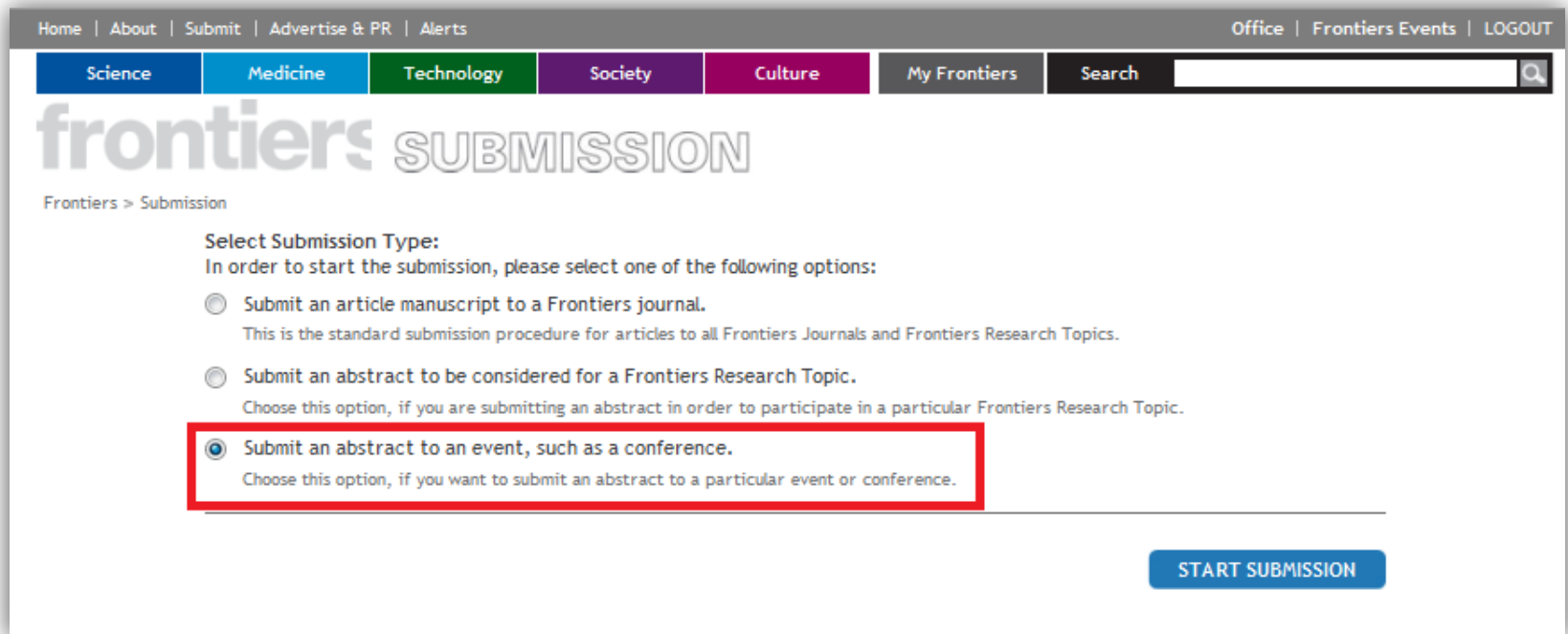
REVIEW



The Starting Lineup: Key Microbial Players in Intestinal Immunity and Homeostasis
The complexity of microbiota inhabiting the intestine is increasingly apparent. Delicate balance of numerous bacterial species can affect...

SUBMISSION

1. Click on [Submit an abstract to an event, such as a conference.](#)
2. Click on [Start Submission.](#)



Home | About | Submit | Advertise & PR | Alerts Office | Frontiers Events | LOGOUT

Science Medicine Technology Society Culture My Frontiers Search

frontiers SUBMISSION

Frontiers > Submission

Select Submission Type:
In order to start the submission, please select one of the following options:

- Submit an article manuscript to a Frontiers journal.
This is the standard submission procedure for articles to all Frontiers Journals and Frontiers Research Topics.
- Submit an abstract to be considered for a Frontiers Research Topic.
Choose this option, if you are submitting an abstract in order to participate in a particular Frontiers Research Topic.
- Submit an abstract to an event, such as a conference.**
Choose this option, if you want to submit an abstract to a particular event or conference.

[START SUBMISSION](#)

EVENT INFO

1. Only the events that are currently accepting abstracts are shown in this list. If needed, you can select the Domain, Field and Specialty from the drop down menus.
2. Select the Event.
3. Select the Abstract Type to be Abstract.
4. Click Next.

The screenshot shows the 'Event Info' section of the Frontiers Submission website. It features a navigation bar with categories like Science, Medicine, Technology, Society, and Culture. Below the navigation, there are four dropdown menus: 'Select Domain', 'Select Field', 'Select Specialty', and 'Select Event *'. The 'Select Abstract Type*' dropdown is currently open, showing 'Abstract' as the selected option. To the right of the dropdowns, there are two text boxes providing information about the selected event and abstract type. A red arrow points from the third step of the instructions to the 'Abstract' option in the dropdown.

Home | About | Submit | Advertise & PR | Alerts | Office | Frontiers Events | LOGOUT

Science | Medicine | Technology | Society | Culture | My Frontiers | Search

frontiers SUBMISSION

Frontiers > Submission > Event Info

Event Info

Select Domain: Select

Select Field: Select

Select Specialty: Select

Select Event *
Cape Town School on Advanced Theoretical and Computational N
ECMIS - E. coli and the Mucosal Immune System : Interaction, M

Select Abstract Type*
Abstract

- Infection and innate immunity, immunosuppression and/or immunostimulation : EHEC, EPEC ,ETEC, VTEC, APEC, UPEC
- Virulence factors and influence on innate and/or adaptive immunity : Type

Abstracts outline the general significance and conceptual advance of an academic work. The text of the event abstract can be complemented with supplementary material, figures and tables. Event abstracts should not

NEXT >

AUTHOR INFO

1. Add the author's information. If the person is already registered with Frontiers, the fields below will be automatically filled in upon entering the e-mail address.
2. Indicate if the author is the corresponding author by ticking the box.

Home | About | Submit | Advertise & PR | Alerts Office | Frontiers Events | LOGOUT

Science | Medicine | Technology | Society | Culture | My Frontiers | Search

frontiers SUBMISSION

Frontiers > Submission > Author Info

Event Info | **Author Info** | Abstract Info | Upload >

Preview

Authors and Affiliations

Please provide the complete list of authors who contributed to this work, as well their affiliation details. You will be able to change the order by which they appear in the article in a table below.

Add Author

Title *

Email *

First Name (s) *

Middle Name (s)

Last Name (s) *

Suffix

This is the corresponding author

AUTHOR INFO CONTINUED

3. Add affiliation(s) for the author. Fields marked with an asterix(*) are compulsory. Once you have filled out the information, click Add.
4. You can add multiple affiliations for each author if desired. Enter the information and click Add Another Affiliation.

Add Affiliation (s) for this Author

Affiliation

Organization Category*

Organization Type *

Organization Name *

Department

Lab / Office / Group

Address Line 1

Address Line 2

Address Line 3

City *

Zip / Postal Code

State / Province

Country *

AUTHOR INFO CONTINUED

5. You can add additional authors, and add existing affiliations or create new ones.
6. You can edit or remove each affiliation by using the corresponding button.
7. When you have finished adding all of the affiliations, click Next.

Add Author

Title *

Email *

First Name (s) *

Middle Name (s)

Last Name (s) *

Suffix

This is the corresponding author

Add Affiliation (s) for this Author

Existing affiliations

Frontiers (Company, Not-for-profit), Lausanne, Switzerland

Gouvernement Industries (Government, Governmental), Vancouver, Canada

Author Details

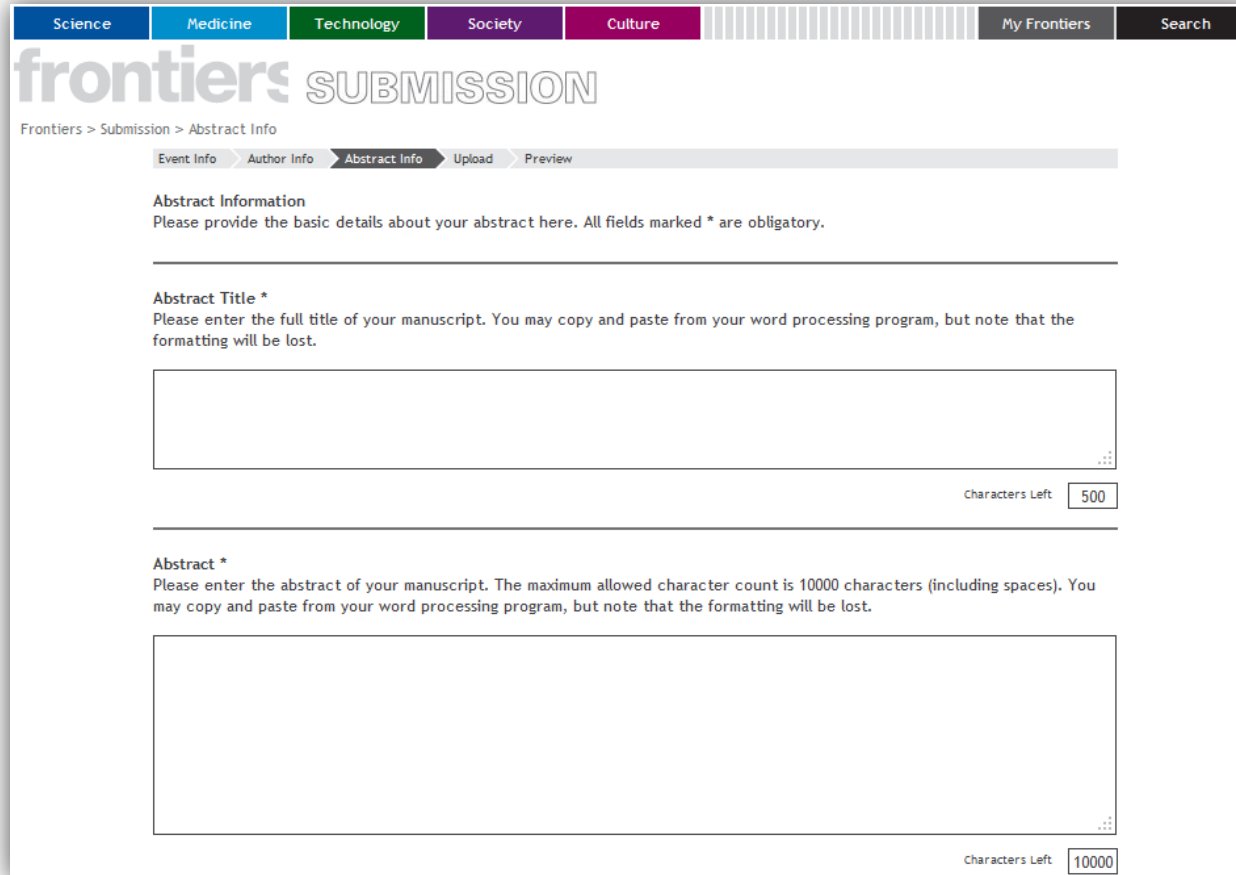
Mr. Frontiers Events (Corresponding Author)
Email: event.office@frontiersin.org

Affiliation 1
Frontiers (Company, Not-for-profit), Lausanne, Switzerland

Affiliation 2
Gouvernement Industries (Government, Governmental),
Vancouver, Canada

ABSTRACTS

1. Add your Abstract Title.
2. Add your Abstract text.



The screenshot shows the 'Abstract Info' step of the Frontiers submission process. The navigation bar at the top includes categories like Science, Medicine, Technology, Society, and Culture, along with 'My Frontiers' and 'Search'. The breadcrumb trail is 'Frontiers > Submission > Abstract Info'. The current step is 'Abstract Info', with other steps being 'Event Info', 'Author Info', 'Upload', and 'Preview'. The form is titled 'Abstract Information' and includes instructions: 'Please provide the basic details about your abstract here. All fields marked * are obligatory.' There are two main input fields: 'Abstract Title *' with a 500-character limit, and 'Abstract *' with a 10000-character limit. Both fields include a vertical ellipsis icon in the bottom right corner.

Science Medicine Technology Society Culture My Frontiers Search

frontiers SUBMISSION

Frontiers > Submission > Abstract Info

Event Info Author Info **Abstract Info** Upload Preview

Abstract Information

Please provide the basic details about your abstract here. All fields marked * are obligatory.

Abstract Title *
Please enter the full title of your manuscript. You may copy and paste from your word processing program, but note that the formatting will be lost.

Characters Left

Abstract *
Please enter the abstract of your manuscript. The maximum allowed character count is 10000 characters (including spaces). You may copy and paste from your word processing program, but note that the formatting will be lost.

Characters Left

ABSTRACTS CONTINUED

3. Select your Presentation Type.
4. Select your Topic.

Presentation Type *

Please select the type of the presentation below.

Select Presentation
Type

- Select
- Poster Presentation
- Oral Presentation

Topic *

Please select the topic below.

Select the Topic

- Select
- Infection and innate immunity, immunosuppression and/or immunostimulation
- Virulence factors and influence on innate and/or adaptive immunity
- Vaccination
- Immune responses in humans, ruminants, pigs and poultry

ABSTRACTS CONTINUED

5. Add Acknowledgements (if any).
6. Add Keywords (at least one is compulsory).

Acknowledgements

Please enter the acknowledgements here if applicable. You may leave this part empty if not applicable. You may copy and paste from your word processing program, but note that the formatting will be lost.

Characters Left

Keywords *

Please enter up to 8 keywords. Each individual keyword may be up to 50 characters in length.

Keyword 1	<input type="text"/>
Keyword 2	<input type="text"/>
Keyword 3	<input type="text"/>
Keyword 4	<input type="text"/>
Keyword 5	<input type="text"/>
Keyword 6	<input type="text"/>
Keyword 7	<input type="text"/>
Keyword 8	<input type="text"/>

ABSTRACTS CONTINUED

7. Declare if there is a potential Conflict of Interest, if necessary, state in the provided text box.
8. Enter your References (if any).
9. Click Next.

Conflict of Interest *

As per journal policy, the author(s) have to state potential conflict of interest.

- The authors declare that the research was conducted in the absence of any commercial or financial relationships that could be construed as a potential conflict of interest.
- The authors declare a conflict of interest and state it below.

Characters Left

References

Please enter the references here. The references must be formatted according to the author guidelines.

Characters Left

CANCEL SUBMISSION

< PREVIOUS NEXT >

UPLOAD

1. You are now ready to Upload any files relating to your abstract. Your entire submission should not exceed 100MB.
2. For articles and abstracts, we accept DOC, DOCX, TEX, PDF, CSV, XLS, XLSX.
3. For figures, tables, or other images, we accept EPS, TIF/TIFF, JPEG (in RGB mode).

frontiers SUBMISSION

Frontiers > Submission > Upload

Event Info > Author Info > Abstract Info > **Upload** > Preview

File Upload Information

You are now ready to upload all files related to your abstract.

The entire size of your submission should not exceed 100 MB.

Please contact an editorial assistant at Frontiers (editorial.office@frontiersin.org), if your submission exceeds this size.

Please upload the files in the following order:

For Article Submission only

1. Manuscript (a source (doc, docx or tex) and a pdf version of the manuscript are necessary)

For Article and Event Abstract Submission

2. Figures (if applicable)

3. Tables (if applicable)

4. Movies (if applicable)

5. Presentations (if applicable)

6. Data Sheets (if applicable)

7. Related Articles (if applicable)

Figure Upload

Figures files are required to be either EPS, TIF/TIFF, JPG in RGB color mode.

We prefer EPS. The minimum image file resolution should be 800 dpi, Combination (Line Art + Halftone) 600 dpi, Halftone 300 dpi.

Supplementary Data / Multimedia Upload

Please upload any supplemental data for your abstract.

Presently we accept movies, presentations, data sheets and related articles (PDF).

When resubmitting, please consider:

Replace: this is the standard option to upload a new version of an existing file. The old version will remain available in View Manuscript. Please note that the file format cannot be modified. If you are replacing the manuscript, please replace both the doc/docx latex file AND the pdf version.

Upload files: this function is only to be used if you are adding a new file to the submission (e.g. adding a fifth figure to an article that had only four).

Remove: this function is only to be used if an existing file should no longer be part of the submission.

File Upload

Select content type *

Select file format *

Browse and Upload *

UPLOAD CONTINUED

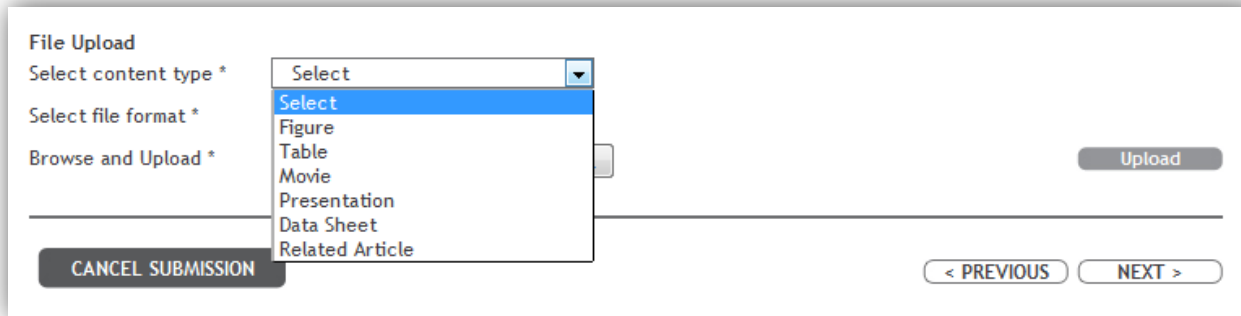
4. Select your Content Type.
5. Select your File Format.

File Upload

Select content type *

Select file format *

Browse and Upload *



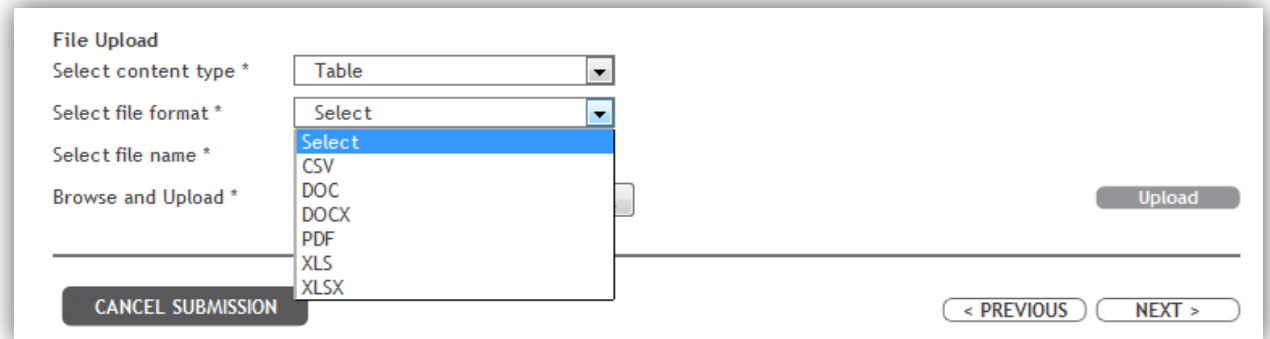
File Upload

Select content type *

Select file format *

Select file name *

Browse and Upload *



UPLOAD CONTINUED

6. Select your File Name.
7. Browse for your file and click Upload.

The screenshot shows the 'File Upload' form with the following fields and options:

- Select content type ***: Table
- Select file format ***: PDF
- Select file name ***: Select (dropdown menu is open, showing options from Table 1 to Table 15)
- Browse and Upload ***: Browse button (disabled), Upload button (disabled)
- Navigation**: < PREVIOUS, NEXT >
- Footer**: Back to top ▲, Website Terms of Use, Privacy Policy, Copyright Statement, Media S.A. All Rights Reserved

The screenshot shows the 'File Upload' form with the following fields and options:

- Select content type ***: Table
- Select file format ***: PDF
- Select file name ***: Table 1
- Browse and Upload ***: C:\Users\claire\Dropbox\ (text), Browse... (button), Upload button (highlighted with a red box)
- Navigation**: < PREVIOUS, NEXT >
- Footer**: CANCEL SUBMISSION

UPLOAD CONTINUED

- You can upload another file by repeating the process. You can upload as many files as are needed to support your abstract. You can also update and replace your uploaded file or remove them completely.
- When you're finished uploading, click Next.

File Upload

Select content type *


Select file format *

Select file name *

Browse and Upload *

File uploaded successfully

Files Uploaded

Content Type	File Name	File Format	File Size		
Table	17240_Ullyett_Table 1	PDF	240.23 KB		<input type="button" value="Remove"/> <input type="button" value="Replace"/>

PREVIEW

1. You will now see your abstract as it will appear. This is how it will appear on the Frontiers website.
2. If you need to make changes or edits, click on [Previous](#).

On behalf of every author of this article, I have read, understood and hereby accept the [Conditions for Authors](#). I warrant that I am expressly authorized to submit this article and to agree to these conditions on behalf of myself and of every author of this article.

[SUBMIT](#) [CANCEL SUBMISSION](#) [< PREVIOUS](#)

Please note that once an abstract has been submitted, it cannot be edited by the authors. If any edits are required, you must contact the event administrator and/or organizer.

If you are happy with your abstract:

1. Accept the conditions by ticking the box.
2. Click [Submit](#).

On behalf of every author of this article, I have read, understood and hereby accept the [Conditions for Authors](#). I warrant that I am expressly authorized to submit this article and to agree to these conditions on behalf of myself and of every author of this article.

[SUBMIT](#) [CANCEL SUBMISSION](#) [< PREVIOUS](#)

Congratulations!

You have successfully submitted an abstract to an event.

If you have any queries or concerns about this process,
please contact event.office@frontiersin.org